



Crystal Tobola  
GENERAL BIOLOGY I ONLINE (BIOL1306 40221S)

## BC Survey - Results 2022 Fall (16-Week - 221S), GENERAL BIOLOGY I ONLINE

Dear Instructor,

Below are the 2022 Fall (16-Week - 221S) survey results for "GENERAL BIOLOGY I ONLINE (BIOL1306 40221S)".

The overall indicator is listed first.

The second part of the analysis lists the average values of all individual questions.

Comments are listed at the report's end.

If you have any further questions, please reach out to a member of PIER.

Best regards,

Robert Wood  
Assistant Research Analyst  
Brazosport College  
500 College Drive  
Lake Jackson, TX 77566  
(979)-230-3189  
robert.wood@brazosport.edu

Crystal Tobola  
2022 Fall (16-Week - 221S)  
GENERAL BIOLOGY I ONLINE (BIOL1306 40221S)  
No. of responses = 5



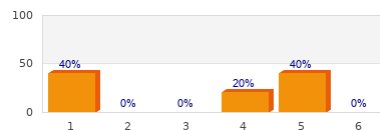
## Survey Results

### 3. Level of Agreeance:

| 3.1) Instructions for course activities and assignments were clear.   | strongly disagree | <table><tr><th>Rating</th><th>Percentage</th></tr><tr><td>1</td><td>20%</td></tr><tr><td>2</td><td>20%</td></tr><tr><td>3</td><td>20%</td></tr><tr><td>4</td><td>20%</td></tr><tr><td>5</td><td>20%</td></tr><tr><td>6</td><td>0%</td></tr></table> | Rating | Percentage | 1 | 20% | 2 | 20% | 3 | 20% | 4 | 20% | 5 | 20% | 6 | 0% | N/A | n=5<br>av.=3<br>md=3<br>dev.=1.6   |
|---|-------------------|---|--------|------------|---|-----|---|-----|---|-----|---|-----|---|-----|---|----|-----|------------------------------------|
| Rating  | Percentage        |   |        |            |   |     |   |     |   |     |   |     |   |     |   |    |     |                                    |
| 1   | 20%               |   |        |            |   |     |   |     |   |     |   |     |   |     |   |    |     |                                    |
| 2   | 20%               |   |        |            |   |     |   |     |   |     |   |     |   |     |   |    |     |                                    |
| 3   | 20%               |   |        |            |   |     |   |     |   |     |   |     |   |     |   |    |     |                                    |
| 4   | 20%               |   |        |            |   |     |   |     |   |     |   |     |   |     |   |    |     |                                    |
| 5   | 20%               |   |        |            |   |     |   |     |   |     |   |     |   |     |   |    |     |                                    |
| 6   | 0%                |   |        |            |   |     |   |     |   |     |   |     |   |     |   |    |     |                                    |
| 3.2) The workload in this course was well distributed throughout the term.  | strongly disagree | <table><tr><th>Rating</th><th>Percentage</th></tr><tr><td>1</td><td>40%</td></tr><tr><td>2</td><td>20%</td></tr><tr><td>3</td><td>0%</td></tr><tr><td>4</td><td>0%</td></tr><tr><td>5</td><td>40%</td></tr><tr><td>6</td><td>0%</td></tr></table>   | Rating | Percentage | 1 | 40% | 2 | 20% | 3 | 0%  | 4 | 0%  | 5 | 40% | 6 | 0% | N/A | n=5<br>av.=2.8<br>md=2<br>dev.=2   |
| Rating  | Percentage        |   |        |            |   |     |   |     |   |     |   |     |   |     |   |    |     |                                    |
| 1   | 40%               |   |        |            |   |     |   |     |   |     |   |     |   |     |   |    |     |                                    |
| 2   | 20%               |   |        |            |   |     |   |     |   |     |   |     |   |     |   |    |     |                                    |
| 3   | 0%                |   |        |            |   |     |   |     |   |     |   |     |   |     |   |    |     |                                    |
| 4   | 0%                |   |        |            |   |     |   |     |   |     |   |     |   |     |   |    |     |                                    |
| 5   | 40%               |   |        |            |   |     |   |     |   |     |   |     |   |     |   |    |     |                                    |
| 6   | 0%                |   |        |            |   |     |   |     |   |     |   |     |   |     |   |    |     |                                    |
| 3.3) The course was delivered as outlined in the syllabus.  | strongly disagree | <table><tr><th>Rating</th><th>Percentage</th></tr><tr><td>1</td><td>20%</td></tr><tr><td>2</td><td>20%</td></tr><tr><td>3</td><td>0%</td></tr><tr><td>4</td><td>40%</td></tr><tr><td>5</td><td>20%</td></tr><tr><td>6</td><td>0%</td></tr></table>  | Rating | Percentage | 1 | 20% | 2 | 20% | 3 | 0%  | 4 | 40% | 5 | 20% | 6 | 0% | N/A | n=5<br>av.=3.2<br>md=4<br>dev.=1.6 |
| Rating  | Percentage        |   |        |            |   |     |   |     |   |     |   |     |   |     |   |    |     |                                    |
| 1   | 20%               |   |        |            |   |     |   |     |   |     |   |     |   |     |   |    |     |                                    |
| 2   | 20%               |   |        |            |   |     |   |     |   |     |   |     |   |     |   |    |     |                                    |
| 3   | 0%                |   |        |            |   |     |   |     |   |     |   |     |   |     |   |    |     |                                    |
| 4   | 40%               |   |        |            |   |     |   |     |   |     |   |     |   |     |   |    |     |                                    |
| 5   | 20%               |   |        |            |   |     |   |     |   |     |   |     |   |     |   |    |     |                                    |
| 6   | 0%                |   |        |            |   |     |   |     |   |     |   |     |   |     |   |    |     |                                    |
| 3.4) Assessments/exams were based on material covered in assignments, readings, lectures, videos, group activities, etc.  | strongly disagree | <table><tr><th>Rating</th><th>Percentage</th></tr><tr><td>1</td><td>40%</td></tr><tr><td>2</td><td>0%</td></tr><tr><td>3</td><td>0%</td></tr><tr><td>4</td><td>40%</td></tr><tr><td>5</td><td>20%</td></tr><tr><td>6</td><td>0%</td></tr></table>   | Rating | Percentage | 1 | 40% | 2 | 0%  | 3 | 0%  | 4 | 40% | 5 | 20% | 6 | 0% | N/A | n=5<br>av.=3<br>md=4<br>dev.=1.9   |
| Rating  | Percentage        |   |        |            |   |     |   |     |   |     |   |     |   |     |   |    |     |                                    |
| 1   | 40%               |   |        |            |   |     |   |     |   |     |   |     |   |     |   |    |     |                                    |
| 2   | 0%                |   |        |            |   |     |   |     |   |     |   |     |   |     |   |    |     |                                    |
| 3   | 0%                |   |        |            |   |     |   |     |   |     |   |     |   |     |   |    |     |                                    |
| 4   | 40%               |   |        |            |   |     |   |     |   |     |   |     |   |     |   |    |     |                                    |
| 5   | 20%               |   |        |            |   |     |   |     |   |     |   |     |   |     |   |    |     |                                    |
| 6   | 0%                |   |        |            |   |     |   |     |   |     |   |     |   |     |   |    |     |                                    |
| 3.5) The instructor made learning relevant to my field of study, career, or degree.   | strongly disagree | <table><tr><th>Rating</th><th>Percentage</th></tr><tr><td>1</td><td>40%</td></tr><tr><td>2</td><td>0%</td></tr><tr><td>3</td><td>40%</td></tr><tr><td>4</td><td>0%</td></tr><tr><td>5</td><td>20%</td></tr><tr><td>6</td><td>0%</td></tr></table>   | Rating | Percentage | 1 | 40% | 2 | 0%  | 3 | 40% | 4 | 0%  | 5 | 20% | 6 | 0% | N/A | n=5<br>av.=2.6<br>md=3<br>dev.=1.7 |
| Rating  | Percentage        |   |        |            |   |     |   |     |   |     |   |     |   |     |   |    |     |                                    |
| 1   | 40%               |   |        |            |   |     |   |     |   |     |   |     |   |     |   |    |     |                                    |
| 2   | 0%                |   |        |            |   |     |   |     |   |     |   |     |   |     |   |    |     |                                    |
| 3   | 40%               |   |        |            |   |     |   |     |   |     |   |     |   |     |   |    |     |                                    |
| 4   | 0%                |   |        |            |   |     |   |     |   |     |   |     |   |     |   |    |     |                                    |
| 5   | 20%               |   |        |            |   |     |   |     |   |     |   |     |   |     |   |    |     |                                    |
| 6   | 0%                |   |        |            |   |     |   |     |   |     |   |     |   |     |   |    |     |                                    |
| 3.6) The instructor used a variety of instructional methods (examples: group discussions, student presentations, student activities, lab activities, online discussions, video assignments, case studies, etc.) | strongly disagree | <table><tr><th>Rating</th><th>Percentage</th></tr><tr><td>1</td><td>60%</td></tr><tr><td>2</td><td>20%</td></tr><tr><td>3</td><td>0%</td></tr><tr><td>4</td><td>20%</td></tr><tr><td>5</td><td>0%</td></tr><tr><td>6</td><td>0%</td></tr></table>   | Rating | Percentage | 1 | 60% | 2 | 20% | 3 | 0%  | 4 | 20% | 5 | 0%  | 6 | 0% | N/A | n=5<br>av.=1.8<br>md=1<br>dev.=1.3 |
| Rating  | Percentage        |   |        |            |   |     |   |     |   |     |   |     |   |     |   |    |     |                                    |
| 1   | 60%               |   |        |            |   |     |   |     |   |     |   |     |   |     |   |    |     |                                    |
| 2   | 20%               |   |        |            |   |     |   |     |   |     |   |     |   |     |   |    |     |                                    |
| 3   | 0%                |   |        |            |   |     |   |     |   |     |   |     |   |     |   |    |     |                                    |
| 4   | 20%               |   |        |            |   |     |   |     |   |     |   |     |   |     |   |    |     |                                    |
| 5   | 0%                |   |        |            |   |     |   |     |   |     |   |     |   |     |   |    |     |                                    |
| 6   | 0%                |   |        |            |   |     |   |     |   |     |   |     |   |     |   |    |     |                                    |
| 3.7) The instructor provided timely feedback on my assignments.   | strongly disagree | <table><tr><th>Rating</th><th>Percentage</th></tr><tr><td>1</td><td>60%</td></tr><tr><td>2</td><td>0%</td></tr><tr><td>3</td><td>0%</td></tr><tr><td>4</td><td>20%</td></tr><tr><td>5</td><td>20%</td></tr><tr><td>6</td><td>0%</td></tr></table>   | Rating | Percentage | 1 | 60% | 2 | 0%  | 3 | 0%  | 4 | 20% | 5 | 20% | 6 | 0% | N/A | n=5<br>av.=2.4<br>md=1<br>dev.=1.9 |
| Rating  | Percentage        |   |        |            |   |     |   |     |   |     |   |     |   |     |   |    |     |                                    |
| 1   | 60%               |   |        |            |   |     |   |     |   |     |   |     |   |     |   |    |     |                                    |
| 2   | 0%                |   |        |            |   |     |   |     |   |     |   |     |   |     |   |    |     |                                    |
| 3   | 0%                |   |        |            |   |     |   |     |   |     |   |     |   |     |   |    |     |                                    |
| 4   | 20%               |   |        |            |   |     |   |     |   |     |   |     |   |     |   |    |     |                                    |
| 5   | 20%               |   |        |            |   |     |   |     |   |     |   |     |   |     |   |    |     |                                    |
| 6   | 0%                |   |        |            |   |     |   |     |   |     |   |     |   |     |   |    |     |                                    |
| 3.8) The instructor exhibited professional behavior, treated students respectfully, and used appropriate language during class.   | strongly disagree | <table><tr><th>Rating</th><th>Percentage</th></tr><tr><td>1</td><td>20%</td></tr><tr><td>2</td><td>0%</td></tr><tr><td>3</td><td>0%</td></tr><tr><td>4</td><td>40%</td></tr><tr><td>5</td><td>40%</td></tr><tr><td>6</td><td>0%</td></tr></table>   | Rating | Percentage | 1 | 20% | 2 | 0%  | 3 | 0%  | 4 | 40% | 5 | 40% | 6 | 0% | N/A | n=5<br>av.=3.8<br>md=4<br>dev.=1.6 |
| Rating  | Percentage        |   |        |            |   |     |   |     |   |     |   |     |   |     |   |    |     |                                    |
| 1   | 20%               |   |        |            |   |     |   |     |   |     |   |     |   |     |   |    |     |                                    |
| 2   | 0%                |   |        |            |   |     |   |     |   |     |   |     |   |     |   |    |     |                                    |
| 3   | 0%                |   |        |            |   |     |   |     |   |     |   |     |   |     |   |    |     |                                    |
| 4   | 40%               |   |        |            |   |     |   |     |   |     |   |     |   |     |   |    |     |                                    |
| 5   | 40%               |   |        |            |   |     |   |     |   |     |   |     |   |     |   |    |     |                                    |
| 6   | 0%                |   |        |            |   |     |   |     |   |     |   |     |   |     |   |    |     |                                    |

3.9) The instructor provided grades within the stated timeframe.

strongly disagree

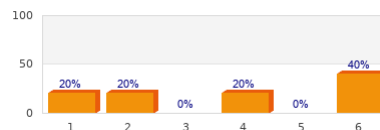


N/A

n=5  
av.=3.2  
md=4  
dev.=2

3.10) The instructor was accessible to answer questions and explain material outside of class according to office hours.

strongly disagree



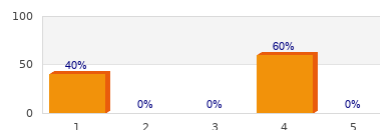
N/A

n=5  
av.=3.8  
md=4  
dev.=2.3

#### 4. Overall Satisfaction With This Course:

4.1) Please rate your overall satisfaction with the learning experience in this course.

Very Dissatisfied



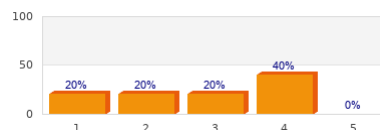
Very Satisfied

n=5  
av.=2.8  
md=4  
dev.=1.6

#### 5. Course Recommendation:

5.1) How likely are you to recommend this course with this instructor to a friend?

Very Unlikely




Very Likely

n=5  
av.=2.8  
md=3  
dev.=1.3

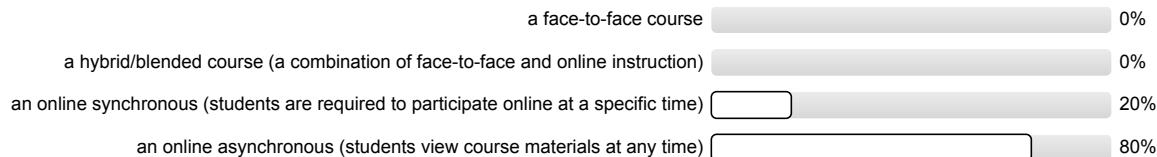
#### 7. Student Demographics:

7.1) How many credits have you completed toward your degree or certificate?



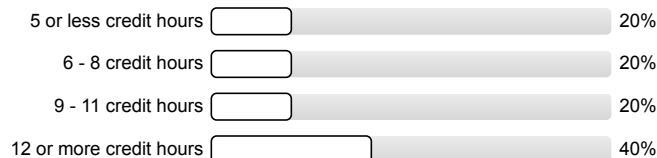
n=5

7.2) This course is instructed as:




n=5

7.3) This term I am currently enrolled in:



n=5

7.4) My current major is:



7.5) I am currently a high school student taking college courses.



## Comments Report

### 2. More Than One Instructor:

2.1) **If your course had more than one instructor,** in the box type the name of the instructor you are assessing. If your course only had one instructor, skip this question.

- C. Agut
- Ctobola

### 6. Open Response:

6.1) What are the strengths of this course?

- Absolutely none. I want my money back. Worst instructor ever
- Everything is provided for you to use to your advantage.
- I really don't know it's very hard and challenging so maybe that's a good thing in some ways.
- Lots of hands on learning and teaches you how to teach yourself.
- honestly i think the homework and work we are given is appropriate for what we are learning. neither is to much and i felt like i grasped the knowledge. the teacher is also very understanding.

6.2) What changes would you recommend that would improve this course?

- Change the teacher to one who understands what she is talking about. Responds to questions. Knows how to spell. Etc...
- Distribute the work load and make the Exam Study guides a lot more clear and true to the actual exam. One week isn't enough time to learn a 80 slide PowerPoint and move on from it to the next. Also, just reading off the PowerPoint in the videos makes a lecture feel pointless I won't watch it if it's just someone reading to me and not teaching me.
- Extra credit opportunities.
- Teach her how to use D2L.
- a week just to get ready for exams..... and practice questions. mainly help with exams. more writing assignments to better prepare for the essay questions.

6.3) Any further, constructive comments?

- Change the instructor. I waited over a month then had to contact head of science department to even get a response from her. Because of her lack of instructions for new students she has so far given me a zero on my first exam. Because of her lack of instructions about lockdown browser for new users
- Good class overall, people that complain are just not smart.
- N/A